

3rd Owner:

PML No:
Owner Name:
Address:
Phone No:
Email:

4th Owner:

PML No:
Owner Name:
Address:
Phone No:
Email:

5th Owner:

PML No:
Owner Name:
Address:
Phone No:
Email:

6th Owner:

PML No:
Owner Name:
Address:
Phone No:
Email:

7th Owner:

PML No:
Owner Name:
Address:
Phone No:
Email:

8th Owner:

PML No:
Owner Name:
Address:
Phone No:
Email:

9th Owner:

PML No:
Owner Name:
Address:
Phone No:
Email:

10th Owner:

PML No:
Owner Name:
Address:
Phone No:
Email:



Mezzanine Floor, Happy World House,
Sir William Newton Street,
Port Louis, Mauritius
Telephone No. (230) 214 9800
Email: info@hrd.intnet.mu

HAS THIS HORSE BEEN IMPORTED INTO MAURITIUS? Yes / No, if yes, please attach copies of **FEI passport** and **overseas performance record** as issued by the relevant National Federation.

This becomes a TAX INVOICE upon payment

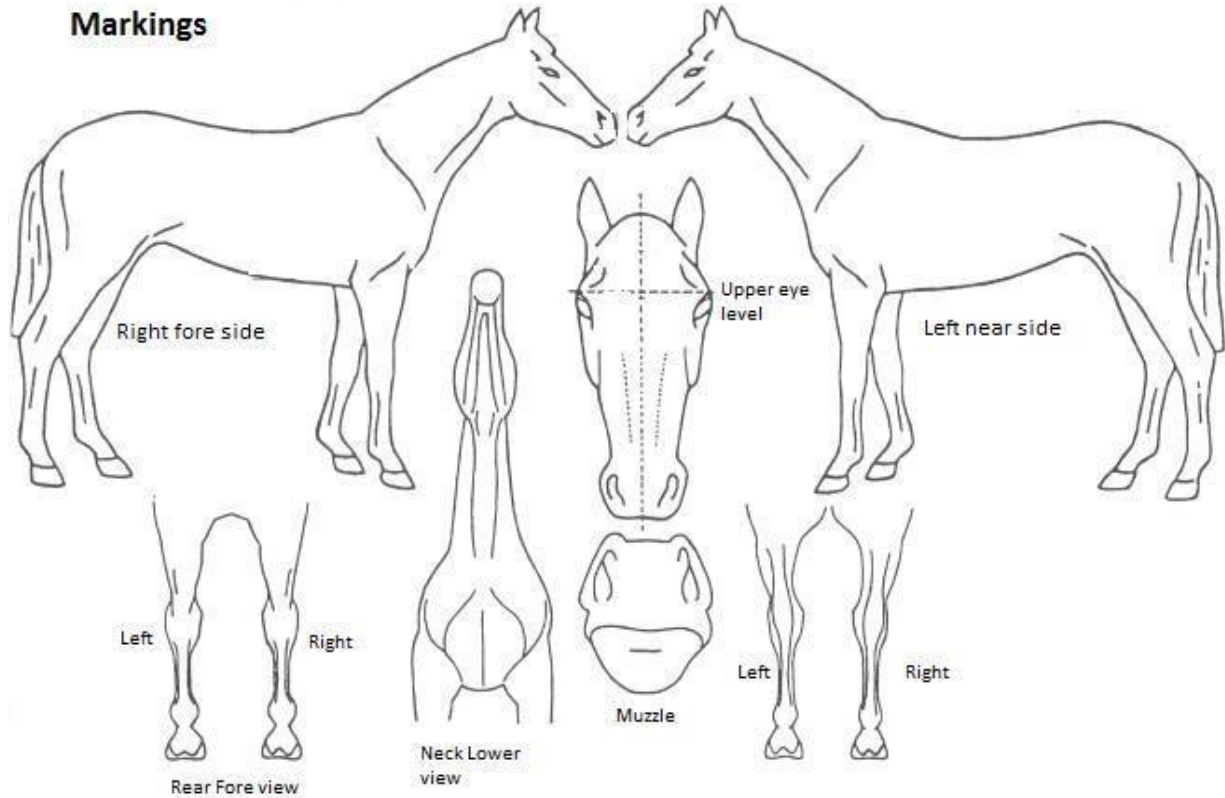
FEES: Full Horse Registration
VAT

All prices include

Enclose *cheque/ money order* to "Horse Racing Division" or charge my: *VISA or MASTERCARD* (please circle) for \$ _


Card #: _____ / _____ / _____ Expires: _____ / _____ CVC: _____

Draw brands & white markings as they appear on the horse



DECLARATION BY OWNER/S

I / We hereby make application to register a horse and certify that the particulars supplied on the front and back of this form are true and correct in every respect. I / We certify that this horse has not been registered in Mauritius before. I / We certify that I am / we are the recognised owners of the said horse. I / We understand the Horse Registration is not legal proof of Ownership but is for the purpose of Registration / Identification to compete. I / We understand that if any incorrect information is furnished on this application, the HRD may cancel the registration, may take disciplinary action against the applicant/s and may also disqualify the horse. I / We undertake to accept all the responsibilities of ownership, care and welfare of the horse identified above.



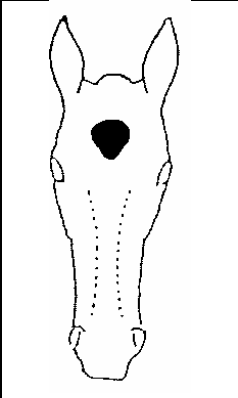
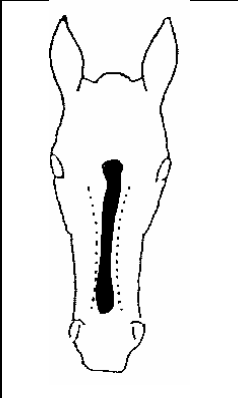
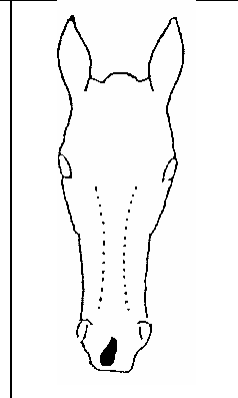
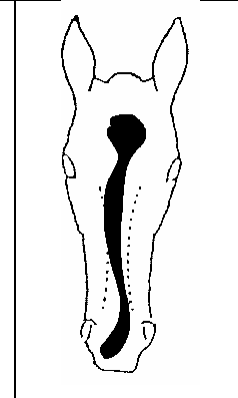
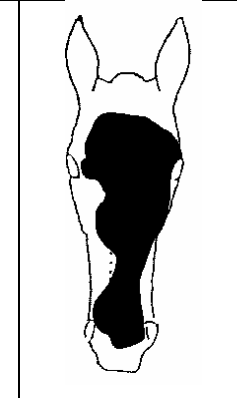
	Name of Owners	Signature	Date
1.			
2.			

3			
4.			
5.			
6.			
7.			
8.			
9.			
10			

Markings

White markings, whorls and scars are the only markings to be recorded on registration certificates (plus brands/microchip details). Black markings i.e. the black legs of a bay horse do not count as identifying markings.


White Head Markings: Here are some common examples and how you would describe them.

				
STAR Any white marking on forehead	STRIPE Narrow white marking running down nose	SNIP White marking in vicinity of nostrils	STAR, STRIPE & SNIP CONJOINED	BLAZE Wide white markings covering most of face.

White Leg Markings

Please be very specific as to the location of white markings on the legs when describing them on the database. However, as there are limited spaces available in the database fields, abbreviations sometimes need to be used. Refer to the below guide as

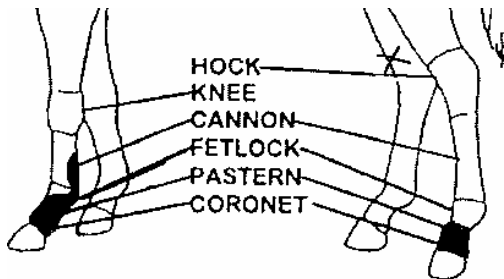
to



standard practice.

NEAR FORE = N/F OFF FORE = O/F NEAR HIND = N/H OFF HIND = O/H KNEE = KNEE
CORONET=C/NET PASTERN = P/TERN FETLOCK = F/LOCK CANNON = C/NON HOCK=HOCK
CONJOINED = CONJ

White leg markings must be shown as they appear when viewed from both sides of the horse. If a white marking extends right around the leg so as to be visible from both sides it must be drawn on both near side and off side diagrams.



Here is an example of how you would describe the white markings and a scar on the diagram at the left.

NEARFORE: White to fetlock, extending higher behind to cannon

NEAR HIND White to pastern

OFF HIND: Scar above hock on inside of leg

Other Markings - Scars

The position of scars, accidental or otherwise **MUST be marked** on the diagrams using an 'x'.

Other Markings - Whorls

The position of whorls **MUST be marked** on the diagrams using an 'x'. **Pinto, Paint & Appaloosa Horses.** -

Members who submit an application to register a horse with excessive markings i.e., pinto, paint or appaloosa, **must include 3 clear photographs (by two sets)** with the application taken of the front of the horse (showing its head and front leg markings) and from the near side and off side. HRD Office staff will then staple one set of photos to the registration certificate and one set to the original application. A HRD stamp will be placed on the back of the photos that are stapled to the registration certificate to ensure that they are never altered.

Brands

Note: All new Registrations must have a microchip implant before it can be accepted.

Branding (OPTIONAL except in WA)) can either be freeze brand or hot brand and need only be on one side of the horse. It does not matter what the brand is. Brands are drawn onto the diagrams of the registration certificate as well as recorded in words. Some common description of brands use the words:

Conjoined= when two characters are touching **Over**= when one character sits over the other **Script**= used to describe a cursive or fancy letter

Lazy = when a letter or number is on its side **Running**= used to describe a character that's slightly on its side (like *italic* text) Here are some examples of brands and how you would describe them in words.

Please draw all brands, white markings, whorls and scars in pen onto the diagram on the Application form.